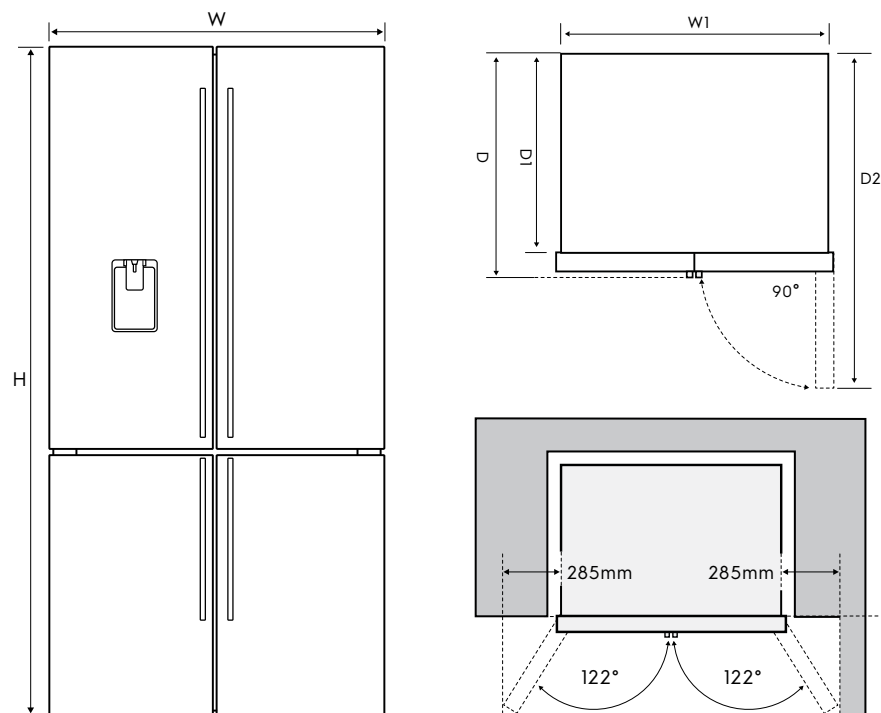


# Dimension Guide

## French door refrigerator

### Model:

EQE5657A-B



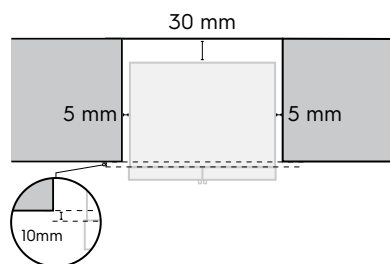
When positioned in a corner area, spacing of at least 285mm on the hinge side will allow the doors to open enough to enable the removal of bins and shelves.

### Installation options for optimal aesthetics :

#### Minimum side clearance kitchen cabinet

Fridge must sit 10mm proud of kitchen cabinetry.

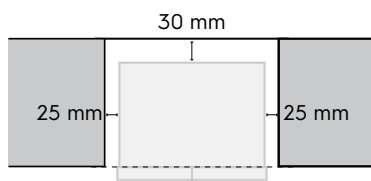
Minimum cabinetry opening (WxDxH) :  
900mm x 649mm x 1800mm



#### Front of fridge body in line with kitchen cabinet

Side clearance must be 25mm either side of fridge body, to have the fridge doors sitting proud of the kitchen cabinetry.

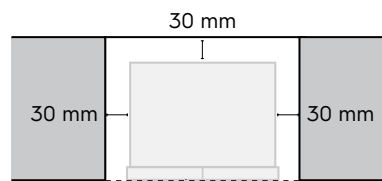
Minimum cabinetry opening (WxDxH) :  
940mm x 660mm x 1800mm



#### Fridge door flush with the cabinetry

Side clearance must be 30mm either side of the fridge, to have the fridge doors sitting flush with the kitchen cabinetry.

Minimum cabinetry opening (WxDxH) :  
950mm x 724mm x 1800mm



Please note : Top gap all 5 mm.

French door refrigerator	Total width (W)	Total depth (D)	Maximum height (H)	Cabinet width (W1)	Cabinet depth (D1)	Depth door open 90° (D2)
EQE5657A-B	896	755	1795	890	643	1112

Please note! Dimensions to be used as a guide only. All customers MUST refer to the user manual supplied with the product for detailed installation instructions.

© 2022 Electrolux S.E.A PTE. LTD. E\_DIM\_EQE5657A-B\_Oct22